











Rockdale Logistics Center

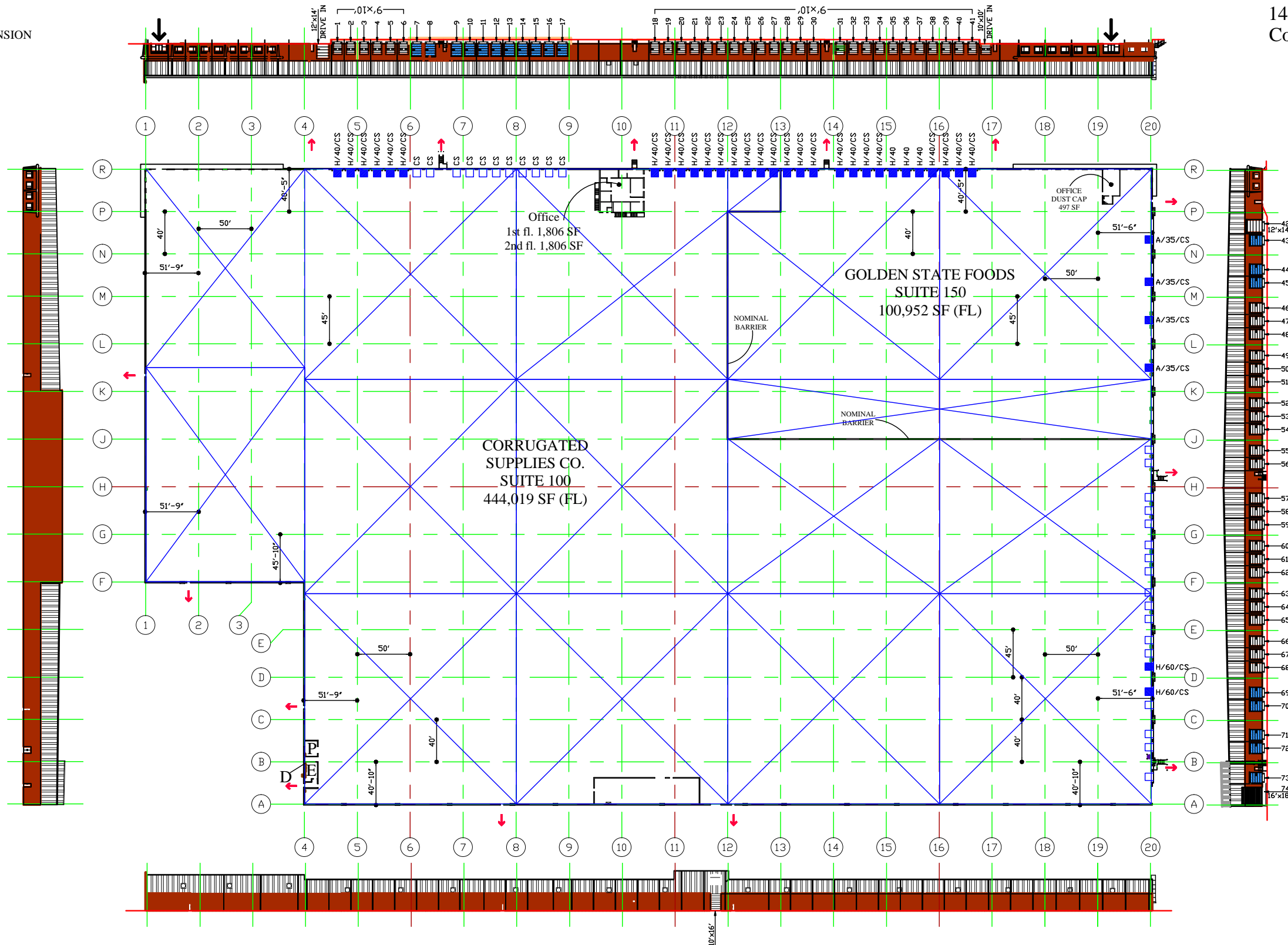
1475 HWY. 138, NE
Conyers, Georgia 30013

- LEGEND**
-  DOCK LEVELER
 -  DOCK PIT
 -  FUTURE DOOR
 -  FUTURE DOOR EXPANSION
 -  10'-0" X 11'-0" OPENING
 -  FUTURE EXPANSION
 -  MAIN ENTRANCE
 -  EXPANSION JOINTS
 -  SPRINKLER ZONES
 -  POSSIBLE RAIL DOOR

- A/35 AIR LEVELER/CAPACITY
- H/40 HYDRAULIC LEVELER/CAPACITY
- H/60 HYDRAULIC LEVELER/CAPACITY
- DS DOCK SHELTER
- CS COMPRESSION SEAL
- E ELECTRICAL ROOM
- D-MARK (PHONE)
- FL FLORESCENT (SEE PM FOR TYPE)
- P PUMP ROOM
- EXIT

EXISTING OH DOORS

	DRIVE IN 10'x10'	DRIVE IN 12'x14'	DOCK 9'x10'	DOCK 9'6"x11'	DOCK 10'x11'	DOCK 12'x14'	DOCK 16'x18'	TOTAL
NORTH	1	1	30	—	11	—	—	43
EAST	—	—	—	23	8	1	1	33
SOUTH	—	—	—	—	—	—	—	0
WEST	—	—	—	—	—	—	—	0
TOTAL	1	1	30	23	19	1	1	76



BUILDING SHELL

- CLEAR HEIGHT**
- 28 FT
- FLOOR**
- DOCK AREA
- 6" CONCRETE
- WAREHOUSE
- 6" CONCRETE
- WALLS**
- MASONRY, BRICK AND INSULATED METAL PANELS
- ROOF**
- MECHANICAL FASTENED TPO OVER METAL DECK WITH EXTERNAL GUTTER & DOWNSPOUT SYSTEM
- STEEL FRAME**
- 8" STRUCTURAL COLUMNS WITH A JOIST / JOIST GIRDER SYSTEM

BUILDING SYSTEMS

- ELECTRICAL SERVICE**
- ONE (1) 2000 KVA 480/277 VOLT 3 PHASE
- TELECOMMUNICATIONS**
- PHONE
- FIBER CABLE
- WAREHOUSE LIGHTING**
- TWO (2) - T8HO FIXTURES PER BAY AVERAGE
- NATURAL GAS SERVICE**
- 5 PSI
- HEATING**
- GAS FIRED UNIT HEATERS PROVIDING 60 DEGREES AT 18 DEGREE OUTSIDE TEMPERATURE
- DOMESTIC WATER**
- 2" FROM 12" ROCKDALE COUNTY WATER MAIN
- FIRE PROTECTION**
- DENSITY SYSTEM 0.6 FROM ONE (1) 2000 GPM ELECTRIC PUMP
- SANITARY**
- STATIONS TO ROCKDALE COUNTY MAIN

